

MERIDIAN

AUGERS



AUGERS



MERIDIAN



Meridian sets the standard in excellence for the storage and handling industry. Meridian has continuously incorporated the latest technological innovations to meet our customers' ever-changing needs. Meticulous attention to quality and detail reflects the attitude of an enthusiastic and skilled production team, lending confidence to each Meridian customer of a superior and dependable product. Meridian's best references are the thousands of farmers and commercial customers who have experienced the quality and value of the Meridian family of products.

Meridian's heavy duty grain augers are built to be efficient and versatile, accommodating any job. Our frame design allows for better weight distribution, which makes it easier to move the auger and provides stability when the auger is operating in the raised position. At Meridian, we want to help our customers get their work done faster, safer and more efficiently. Our products are designed with the features that farmers need and constructed using high-quality parts and industry-leading manufacturing techniques, meaning that our augers keep performing, season after season.



Providing Innovative Storage and Handling Solutions for Generations.



- 5 SLMD Swing Auger
- 7 SLMD Swing Auger Specifications and Accessories
- 9 14" Swing Auger
- 11 Conventional Augers
- 13 Conventional Auger Specifications and Accessories
- 15 Meridian Auger Movers







SLMD SWING AUGER



Meridian's left and right hand fighting



Extendable axle

DURABLE & EFFICIENT.

Meridian's scissor lift mechanical drive grain auger provides durable, steadfast quality farmers can rely on to move product efficiently and without worry. Meridian augers are powder coated, producing a long lasting finish. At Meridian, the reversing kit comes standard with our swing augers. Our hopper lift can accommodate any operating situation by placing the hopper on the left or right hand side of the main tube.

OFTEN IMITATED.
NEVER DUPLICATED.

Hopper features Meridian's left and right hand fighting for efficient and productive loading into the feed tube.

GREAT WARRANTY

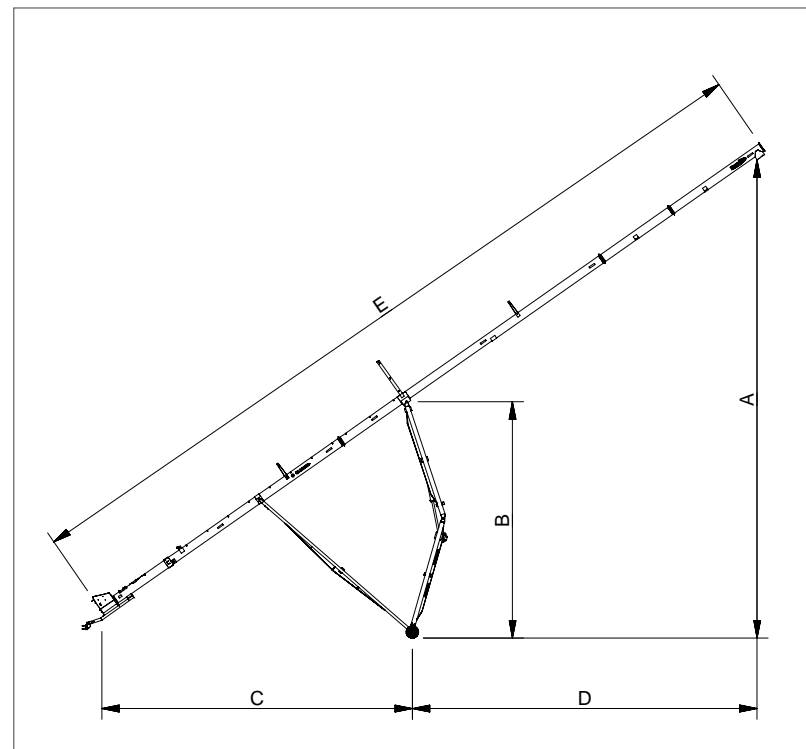
Two year limited warranty on parts and labor.



SPECIFICATIONS BY MODEL NUMBER

	SLMD10
AUGER TUBE	10" OD x 13 Gauge
AUGER FLIGHT	Continuous Cup 1/4" SuperEdge Flight
DRIVE	540 rpm Tractor PTO
SWING AUGER	10" Diameter Mechanical Drive c/w Brake Winch & Intake Boot
WHEELS	16" c/w Tapered Roller Bearings
POWER REQUIRED	50 - 90 HP Tractor
CAPACITY PER HOUR	4500 - 6000 Bushels
STANDARD HOPPER SIZE	35-3/4" W x 52" L x 10-1/4" H c/w Patented Reverse Flighting

	SLMD12
AUGER TUBE	12" OD x 12 Gauge
AUGER FLIGHT	Continuous Cup 1/4" SuperEdge Flight
DRIVE	540 rpm Tractor PTO
SWING AUGER	12" Diameter Mechanical Drive c/w Brake Winch & Intake Boot
WHEELS	16" c/w Tapered Roller Bearings
POWER REQUIRED	100 HP - 120 HP Tractor
CAPACITY PER HOUR	7800 - 9000 Bushels
STANDARD HOPPER SIZE	41-1/2" W x 52" L x 13" H c/w Patented Reverse Flighting
LOW PROFILE HOPPER SIZE	39" W x 74" L x 9-7/8" H c/w Patented Reverse Flighting



		SLMD 10-59		SLMD 10-66		SLMD 10-72		SLMD 12-72		SLMD 12-79		SLMD 12-85		SLMD 12-95	
		FEET	METERS	FEET	METERS	FEET	METERS	FEET	METERS	FEET	METERS	FEET	METERS	FEET	METERS
A	RAISED	38'	11.58	42'	12.8	46' 1"	14.05	45' 6"	13.87	49' 6"	15.09	53' 7"	16.33	57' 1"	17.40
	LOWERED	12' 2"	3.71	12' 2"	3.71	12' 2"	3.71	10' 9"	3.28	10' 9"	3.28	10' 9"	3.28	14' 6"	4.42
B	RAISED	21'	6.4	22' 11"	6.99	25'	7.62	25' 4"	7.72	27' 4"	8.33	29' 4"	8.94	29' 4"	8.94
	LOWERED	7'	2.13	6' 9"	2.06	6' 8"	2.03	6' 7"	2.01	6' 7"	2.01	6' 7"	2.01	6' 7"	2.01
C	RAISED	25' 11"	7.9	28' 2"	8.59	30' 5"	9.27	30' 6"	9.3	33' 2"	10.11	35' 9"	10.9	35' 9"	10.9
	LOWERED	30' 2"	9.19	33' 4"	10.16	36' 7"	11.15	39' 9"	12.12	43' 1"	13.13	46' 5"	14.15	46' 5"	14.15
D	RAISED	20' 5"	6.22	23' 5"	7.14	26' 3"	8	25' 8"	7.82	28' 3"	8.61	30' 10"	9.40	40' 10"	12.45
	LOWERED	26' 3"	8.0	29' 8"	9.04	33' 1"	10.08	31' 5"	9.58	34' 9"	10.59	38'	11.58	52'	15.85
E	LENGTH	59' 1"	18.01	65' 7"	19.99	72' 2"	22	72' 6"	22.1	79'	24.08	85' 7"	26.09	95' 7"	29.13
		LBS	KG	LBS	KG	LBS	KG	LBS	KG	LBS	KG	LBS	KG	LBS	KG
AUGER HITCH WEIGHT		1020 lbs	465kg	1040 lb	470 kg	1060 lb	480 kg	1400lb	635kg	1420lb	645kg	1440lb	655kg	1400lb	635kg
AUGER WEIGHT		3120 lb	1415kg	3310 lb	1500 kg	3500 lb	1590 kg	5975lb	2710kg	6175lb	2800kg	6465lb	2930kg	6965lb	3160kg



Electric Swing Hopper Mover

Now you can finally be in two places at the same time with agremote; a wireless remote control system designed to increase farm safety and improve working conditions. The patented design gives you the ability to move the hopper and the swing tube with a wireless transmitter, making grain handling easier and more efficient. No other off the shelf product compares in terms of cost of applications. Agremote and or Kramble movers are truly a one-time investment that will benefit your family for years to come.



10" Augers feature Agremote movers



12"-14" Augers feature Kramble Movers



Light Kit

Never lose sight of your progress with our positively grounded, engine-powered halogen lighting kits. No matter what time of day you're working, you'll always be able to illuminate the head-end and hopper area for maximum visibility, resulting in minimal downtime.



Hydraulic Worm Winch

Designed to raise and lower belt drive augers and on the swing augers, is used to raise and lower the hopper.



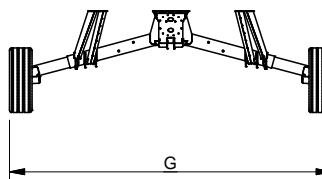
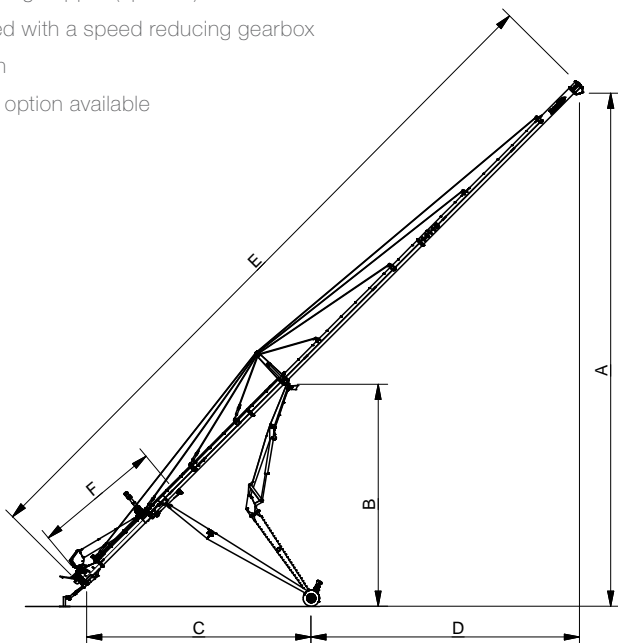
14" SWING AUGER

LONGER. STRONGER. BETTER.

The Meridian 14" auger is a colossal grain mover that takes heavy duty to a whole new level : this high capacity auger moves up to 14,000 bushels an hour with unmatched durability and is one the quietest augers on the market.

GREAT FEATURES. GREAT QUALITY.

- Cable truss system - provides stability for heavy loads
- Each cable works on a three point system to eliminate tube sag between lock points
- Side cables located at main auger to reduce tube sway
- Hydraulic worm gear winch located at the hopper lift arm
- Heavy duty gearboxes
- High capacity mechanical drive swing auger
- Head-end features a heavy duty thrust bearing
- Product overflow doors located at the discharge end of the auger - prevents auger plugging when the bin is full
- Electric mover on swing hopper (optional)
- 1000 rpm PTO speed with a speed reducing gearbox
- Powder coated finish
- Low profile hopper - option available



		SLMD 14-95		SLMD 14-105		SLMD 14-105 Axles Extended		SLMD 14-115 Axles Retracted	
		FEET	METERS	FEET	METERS	FEET	METERS	FEET	METERS
A	RAISED	69' 3"	21.11	76' 4"	23.27	84' 2"	25.65	83' 3"	25.37
	LOWERED	9' 4"	2.85	10' 3"	3.12	13' 3"	4.04	12' 1"	3.68
B	RAISED	36' 2"	11.02	36' 2"	11.02	36' 9"	11.20	36' 5"	11.10
	LOWERED	5' 3"	1.60	5' 3"	1.60	6' 6"	1.98	5' 11"	1.8
C	RAISED	37' 0"	11.28	37' 0"	11.28	37' 0"	11.28	37' 0"	11.28
	LOWERED	46' 0"	14.02	46' 0"	14.02	46' 5"	14.15	46' 5"	14.15
D	RAISED	29' 8"	9.04	36' 9"	11.20	41' 11"	12.78	42' 10"	13.06
	LOWERED	46' 7"	14.20	56' 8"	17.27	66'	20.12	66' 2"	20.17
E	TUBE LENGTH	95'	29.0	105'	32.0	115'	35.05	115'	35.05
F	SWING LENGTH	20' 5"	6.22	20' 5"	6.22	20' 5"	6.22	20' 5"	6.22
G	OPERATION WIDTH	13'	3.96	13'	3.96	17' 5"	5.31	NA	NA
	TRANSPORT WIDTH	13'	3.96	13'	3.96	NA	NA	14' 3"	4.34

AUGER TUBE	14" OD x 11 gauge tubing
AUGER FLIGHT	1/4" flight on 3" core
DRIVE	Tractor PTO 1000 rpm
LIFT	Dual 5 1/2" Cylinders, Lifting Pressure 2200 psi
SWING AUGER	Low Profile, PTO driven, steel cut sprockets, high speed roller chain
UNDER CARRIAGE	Formed steel frame, 18" wheels
POWER REQUIRED	150 HP - 250 HP
CAPACITY PER HOUR	14,000 bushels per hour
HOPPER SIZE (STD)*	46" X 74" X 12 3/4"

*Other options available



CONVENTIONAL AUGERS

HEAVY DUTY.

Meridian's heavy duty conventional auger is one of the fastest, quietest and safest loading auger on the market. Our innovative undercarriage and axle design results in better weight distribution and our self-leveling motor mount ensures consistent belt tension regardless of the height of the auger. We offer Continuous cupped Super Edge™ flighting on all models up to 53 feet in length.

- Head end features heavy duty roller bearings and hardened sprockets
- Truck load models available

GREAT FEATURES. GREAT QUALITY.

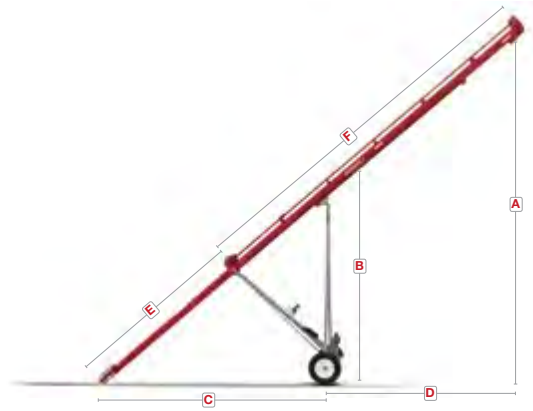
- Square structural tubing on under carriage
- 2 year limited warranty on parts and labor
- Original patent holder self-leveling motor mount



SELF-LEVELING MOTOR MOUNT

Provides consistent belt tension.

CONVENTIONAL AUGERS SPECIFICATIONS



		HD33				HD39				HD46				HD53		HD59				TL39					
		FEET		METERS		FEET		METERS		FEET		METERS		METERS	METERS	FEET		METERS		FEET		METERS			
A	RAISED	19' 10"		6.1		23' 6"		7.2		27' 7"		8.4		31' 6"		9.6		33' 6"		10.2		23' 6"		7.2	
	LOWERED	8' 7"0		2.6		8' 4"		2.6		9' 9"		3.0		11' 2"		3.4		12' 7"		3.9		8' 4"		2.6	
B	RAISED	11' 1"		3.4		13' 1"		4.0		15' 5"		4.7		18' 0"		5.5		20' 4"		6.2		13' 1"		4.0	
	LOWERED	6' 11"		2.1		7' 2"		2.2		8' 5"		2.6		9' 2"		2.8		10' 9"		3.3		7' 1"		2.2	
C	RAISED	14' 6"		4.4		19' 3"		5.9		20' 8"		6.3		23' 8"		7.2		26' 9"		8.1		19' 3"		5.9	
	LOWERED	19' 0"		5.8		21' 8"		6.6		25' 11"		7.9		29' 7"		9.0		33' 8"		10.3		21' 8"		6.6	
D	RAISED	11' 9"		3.6		13' 4"		4.1		15' 1"		4.6		18' 1"		5.5		19' 9"		6.0		13' 5"		4.1	
	LOWERED	13' 1"		4.0		15' 0"		4.6		18' 7"		5.7		21' 4"		6.5		23' 7"		7.2		15' 0"		4.6	
E	LENGTH	10' 6"		3.2		2' 5"		3.8		14' 9"		4.5		16' 8"		5.1		19' 0"		5.8		12' 5"		3.8	
F		21' 6"		6.6		25' 3"		7.7		29' 6"		9.0		34' 1"		10.4		38' 4"		11.7		25' 3"		7.7	
AUGER WEIGHT BY DIAMETER		7"	820 lbs 372 kgs	8"	950 lbs 431 kgs	7"	930 lbs 422 kgs	8"	1070 lbs 485 kgs	7"	1040 lbs 472 kgs	8"	1200 lbs 544 kgs	8"	1360 lbs 617 kgs	7"	- -	8"	1480 lbs 671 kgs	7"	- -	8"	- -		
		10"	- -	12"	- -	10"	- -	12"	- -	10"	1530 lbs 694 kgs	12"	- -	12"	- -	10"	1860 lbs 844 kgs	12"	- -	10"	1180 lbs 535 kgs	12"	1740 lbs 789 kgs		

	HD7	HD8	HD10	TL10	TL12
AUGER TUBE	7" OD x 16 gauge tubing	8" OD x 13 gauge tubing	10" OD x 13 gauge tubing	10" OD x 13 gauge tubing	12" OD x 12 gauge tubing
FLIGHT	10 gauge	10 gauge	3/16"	3/16"	1/4"
DRIVE	Gas engine electric motor PTO	Gas engine electric motor PTO	Gas engine electric motor PTO	Gas engine electric motor PTO	Gas engine electric motor PTO
BELT	Banded Double V-Belt	Banded Double V-Belt	Banded Triple V-Belt	Banded Double V-Belt	Banded Triple V-Belt
UNDERCARRIAGE	2 1/2" x 2 1/2" x 1/8" square	2 1/2" x 2 1/2" x 1/8" square	3" x 3" x 1/8" square structural	2 1/2" x 2 1/2" x 1/8" square	3" x 3" x 1/8" square structural
WHEELS	15" wheels c/w tapered roller	15" wheels c/w tapered roller	15" wheels c/w tapered roller	15" wheels c/w tapered roller	15" wheels c/w tapered roller
MOTOR MOUNT	Self-leveling with built-in tension	Self-leveling with built-in tension	Self-leveling with built-in tension	Self-leveling with built-in tension	Self-leveling with built-in tension
POWER REQUIRED	14-16 HP Gas 5 - 7.5 HP Electric	20 HP Gas 10 HP Electric	35 HP Gas 20 HP Electric	27-30 HP Gas 20 HP Electric	40-50 HP Gas 20 HP Electric
CAPACITY PER HOUR	1,800 - 2,400 bushels per hour	2,400 - 3,000 bushels per hour	4,500 - 6,000 bushels per hour	4,500 - 6,000 bushels per hour	8,000 - 10,000 bushels per hour



Electric Clutch

Designed specifically for the auger industry, our clutch can accommodate double-belt-drive and triple-belt-drive augers and can shut down the auger flighting, even from inside the bin.

The pump pulley always turns with the crankshaft and is independent of the clutch pullet, allowing the supply of hydraulic power when the clutch is disengaged. In addition, our magnetic switch boxes can be placed anywhere on the auger and use an exclusive cover to prevent accidental activation.

Our kit comes pre-wired, complete with a magnetic steel switch box, clutch and everything you need to install it. Just bolt the clutch on and plug it together or order it installed on any of our new conventional augers.



Reversible Gearbox Shifter

Our reversible gearbox is standard and allows the operator to reverse without flipping the auger belts by hand. An optional shifter bend is mounted down towards the intake, allowing the operator to shift the gearbox even when the auger is in an elevated position. Combine our electric clutch with the reversible gearbox and an operator can clean out the grain auger safely, conveniently and efficiently in a matter of seconds.



Spring Loaded Belt Idler

Specifically designed for longer augers, our spring loaded belt idler will reduce wear and tear and take the whip out of your belts.



Light Kit

Never lose sight of your progress with our positively grounded, engine-powered halogen lighting kits. No matter what time of day you're working, you'll always be able to illuminate the engine, head-end and intake for maximum visibility, resulting in minimal downtime.



Shovel and shovel holder

Always be prepared with our unique shovel and shovel holder attachment. It can be mounted to almost any piece of equipment and will keep your shovel in place even on the roughest terrain.



Engines

Whether it's a Vanguard or Kohler, we only offer engines that are expertly engineered, extremely dependable and come fully assembled. Now you can push your auger to its limits with a powerful engine designed to get more done in less time. Winter kits and Diesel options are available. Ask your dealer for details.



Banded Belt Drives

Our banded belt drive gives you better grip on drive pulleys and eliminates single belt slipping. Combine it with our electric clutch for smoother operation and less whipping.

CONVENTIONAL AUGER **MERIDIAN AUGER MOVERS**



Auger Movers

Backed by over 65 years experience in the design and fabrication of short-line grain handling equipment, our auger movers are built strong, stable and versatile. Designed for conventional augers, our four wheel movers have been engineered to fit between most above ground hopper legs. With no undercarriage that connects the walking beams to the auger axle, the operator is allowed unrestricted movement around and underneath the auger. In addition, the mover wheels are set on independent walking beams for increased stability as high-quality gear pumps supply hydraulic power to the system. Finally, our unique design helps the operator because no matter how high or low the auger is, the controls are always at waist level, right in front of you.

“Meridian Augers are No. 1 in our books
and will recommend to anyone.”

- Dustin and Taylor Klym, Regina, SK



World Class Quality.

Meridian is committed to manufacturing the highest quality products – with a full range of storage and handling options designed for any size of farm operation. Our vast network of dealers and customers across North America are ready to share with you their Meridian experience and how our family of products help to save time and money. The Meridian team of 1000-plus trained and dedicated employees delivers a superior product and is constantly looking at ways of improving our product line so we can better serve our customers.



Locally Made Relationships.



World Class Quality. Locally Made Relationships.



Scan to watch our videos
www.meridianmfg.com/videos/



Scan to watch our videos
www.meridianmfg.com/videos-us/

To find your nearest Meridian Dealer www.meridianmfg.com/dealerlocator

© 2017 Meridian Manufacturing, Inc. Registered Trademarks Used Under License. Printed in CANADA. (01/2017)